


RELTIO

Getting Started with REST APIs and Reltio

Joel Snipes
Solutions Architect

September 2022

Prerequisites



Reltio REST API call types

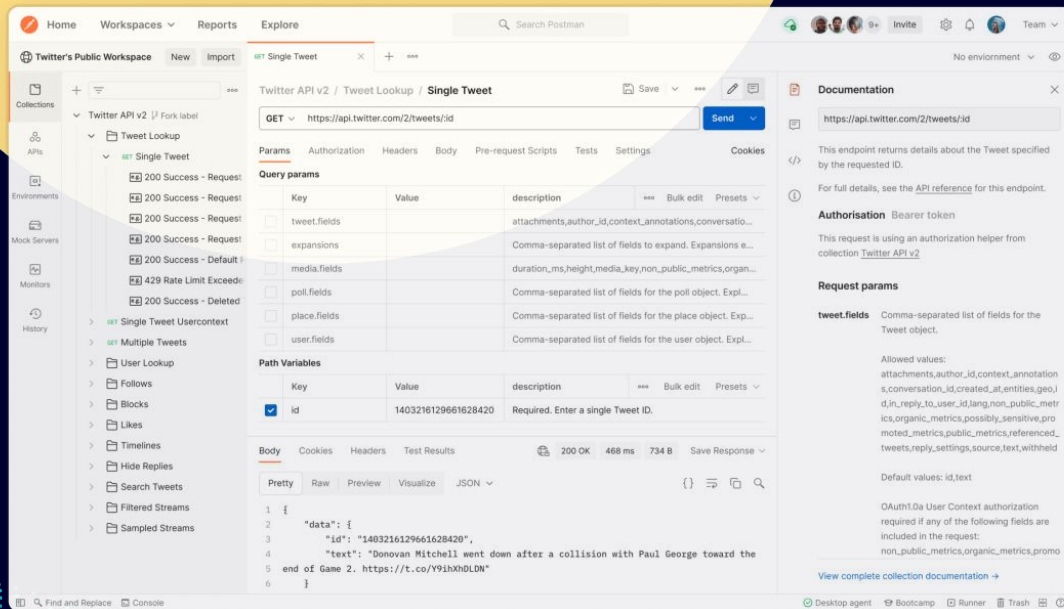
1 | GET

2 | PUT

3 | POST

4 | DELETE

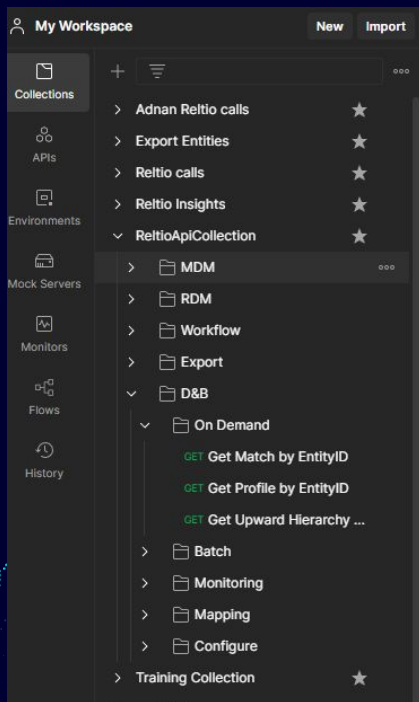
Postman



<https://www.postman.com/downloads/>

Collections and Environments

Collections



Environments

Personal Tenant			
	VARIABLE	TYPE ⓘ	INITIAL VALUE ⓘ
<input checked="" type="checkbox"/>	tenantURL	default ▾	https://test-usg.reltio.com/reltio/api/9y0cl2zh
<input checked="" type="checkbox"/>	urlAuth	default ▾	https://auth.reltio.com/oauth/
<input checked="" type="checkbox"/>	clientID	default ▾	cmVsdGivX3VpOm1ha2l0YQ==
<input checked="" type="checkbox"/>	login	default ▾	joel.snipes@reltio.com
<input checked="" type="checkbox"/>	password	default ▾	
<input checked="" type="checkbox"/>	accessToken	default ▾	
<input checked="" type="checkbox"/>	tenant	default ▾	9y0cl2zhqHutixi
<input checked="" type="checkbox"/>	af-url	default ▾	https://reltio-af-sndbx.reltio.com
<input checked="" type="checkbox"/>	serviceURL	default ▾	https://test-usg.reltio.com/reltio/
<input checked="" type="checkbox"/>	dnbconnector	default ▾	https://test-dnbconnector.reltio.com/b2blntegra
<input checked="" type="checkbox"/>	workflowURL	default ▾	https://localhost:8080/workflow-adapter/workflo
Add a new variable			

Making API calls from Postman

DEMO

RELTIO



Using Chrome to Discover API calls

The screenshot shows a web browser window with the address bar displaying `test-usg.reltio.com/ui/9y0cl2zhqHutixi/#p~com.reltio.plugins.activities.ProfileActivitiesPerspective_w~cne_e~entities%2F1AedaxU1`. The page has a blue header with a search bar and navigation tabs: DASHBOARD, PROFILE, SEARCH, and MORE. The PROFILE tab is active, showing a user profile for Jennie Perry with a contact button and entity ID 1AedaxU1. Below the profile is an activity log for today, showing a message: "Profile Jennie Perry. was changed" with a timestamp of 19 Sep 05:34 pm and a status of "Age: 44 added".

The right side of the browser shows the Chrome DevTools Network tab. The filter is set to "Fetch/XHR". A list of requests is shown, with the first one selected. The selected request is a GET request to `https://test-usg.reltio.com/reltio/api/9y0cl2zhqHutixi/entities/1AedaxU1/_activities?offset=0&max=25`. The request headers are visible, including "Request Method: GET", "Status Code: 200", "Remote Address: 35.190.1.180:443", and "Referrer Policy: strict-origin-when-cross-origin". The response headers are also visible, including "access-control-allow-headers: Source-System,ActivityID,Content-Type,Authorization,globalId,clientSystemId,xxx-client" and "access-control-allow-methods: GET,POST,PUT,DELETE,OPTIONS,HEAD".



Thank you